

# Biotinylated Human TNF alpha Protein

Cat. No. TNF-HM40AB

Description	
Source	Recombinant Biotinylated Human TNF alpha Protein is expressed from HEK293 with His tag and Avi tag at the C-Terminus. It contains Val77-Leu233.
Accession	P01375
Molecular Weight	The protein has a predicted MW of 20.3 kDa. Due to glycosylation, the protein migrates to 21-24 kDa based on Bis-Tris PAGE result.
Endotoxin	Less than 1EU per µg by the LAL method.
Purity	> 95% as determined by Bis-Tris PAGE > 95% as determined by HPLC

## Formulation and Storage

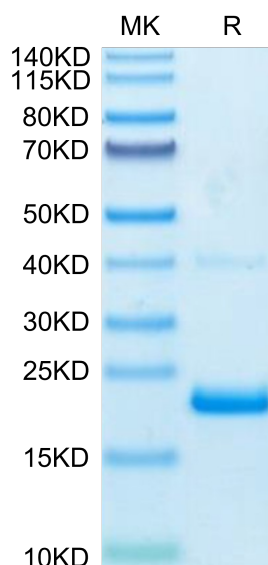
Formulation	Lyophilized from 0.22µm filtered solution in PBS (pH 7.4). Normally 8% trehalose is added as protectant before lyophilization.
Reconstitution	Centrifuge the tube before opening. Reconstituting to a concentration more than 100 µg/ml is recommended. Dissolve the lyophilized protein in distilled water.
Storage	-20 to -80°C for 12 months as supplied from date of receipt. -80°C for 3 months after reconstitution. Recommend to aliquot the protein into smaller quantities for optimal storage. Please minimize freeze-thaw cycles.

## Background

Tumor necrosis factor alpha (TNF-alpha), also known as cachectin and TNFSF2, is the prototypic ligand of the TNF superfamily. It is a pleiotropic molecule that plays a central role in inflammation, immune system development, apoptosis, and lipid metabolism. Cytokine that binds to TNFRSF1A/TNFR1 and TNFRSF1B/TNFR. It is mainly secreted by macrophages and can induce cell death of certain tumor cell lines. It is potent pyrogen causing fever by direct action or by stimulation of interleukin-1 secretion and is implicated in the induction of cachexia, Under certain conditions it can stimulate cell proliferation and induce cell differentiation.

## Assay Data

### Bis-Tris PAGE



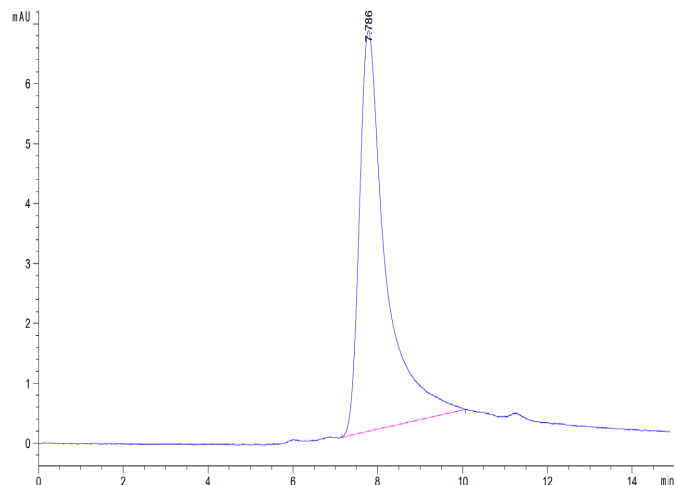
Biotinylated Human TNF alpha on Bis-Tris PAGE under reduced condition. The purity is greater than 95%.

### SEC-HPLC

# Biotinylated Human TNF alpha Protein

Cat. No. TNF-HM40AB

## Assay Data

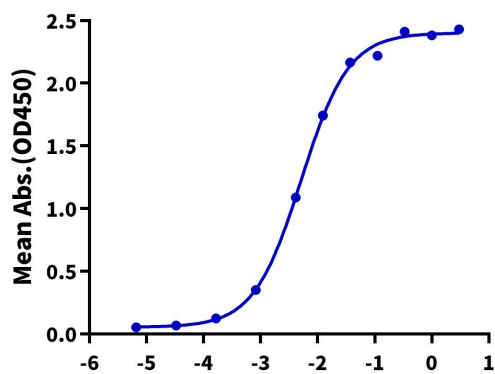


The purity of Biotinylated Human TNF alpha is greater than 95% as determined by SEC-HPLC.

## ELISA Data

### Biotinylated Human TNF alpha, His Tag ELISA

0.05  $\mu$ g Human TNFR2, mFc Tag Per Well



Immobilized Human TNF R2, mFc Tag at 0.5  $\mu$ g/ml (100  $\mu$ l/Well) on the plate. Dose response curve for Biotinylated Human TNF alpha, His Tag with the EC50 of 5.1 ng/ml determined by ELISA.

Log Biotinylated Human TNF alpha, His Tag Conc. ( $\mu$ g/ml)